



Meccanica

CREMONINI

FERRARI JOINT

CATALOGUE 2025



The story



We are proud to share our story, which began back in 1906. Founded as a small artisan workshop, we started out as blacksmiths, a traditional craft that required skill, dedication, and a deep respect for materials and manual work. Since then, while remaining a family-owned and small-sized business, we have grown into a fifth-generation company, preserving the craftsmanship and attention to detail that have always set us apart. Over the generations, our company has adapted to market demands, integrating modern technologies without ever losing sight of the essence

of artisan work. Our experience and passion have allowed us to face the challenges of time, staying true to our roots while always looking to the future. Today, just as in the past, we put our heart into every project, offering tailor-made solutions for our clients with the same care and dedication that our founders applied to their work over a century ago. We are more than just a company: we are a family story that has continued for five generations, with the passion of those who believe that every detail makes a difference.

We build with passion



Meccanica Cremonini is a benchmark in the design and production of motor pumps and electric pumps, destined for a wide range of applications in the agricultural, industrial, and construction sectors. With decades of experience in the field, we also support civil protection and emergency response activities, offering certified and approved solutions designed to withstand the most critical conditions, thanks to the use of high-quality centrifugal and self-priming pumps. Our commitment goes beyond mere production: we manufacture over 90% of the components in-house, ensuring direct control over every phase of the process,

from design to final construction. This allows us to combine the tradition of Italian craftsmanship with technological innovation, developing products that meet the highest quality and regulatory standards. We also offer a complete and prompt after-sales service, ensuring maximum customer satisfaction and a long operational life for our machines. Our mission is to bring the value of Made in Italy to the world, offering custom solutions that stand out for their reliability, durability, and superior performance, while responding flexibly to the demands of an ever-evolving market.

WHAT YOU CAN FIND WITH US

INDUSTRY

- Design and engineering of machines with technical documentation
- Construction and installation of machinery
- Construction and installation of small and medium-sized metal structures
- Plant maintenance
- Sheet metal cutting and bending
- Machining with machine tools

AGRICULTURE

- Irrigation motor pumps, anti-frost pumps, slurry pumps, fertigation pumps, micro-irrigation pumps
- Motor clutches for dryers, vertical pumps, mills, crushers
- Irrigation electric pumps
- Combined units (for dual use)
- Pump bases
- Sprinklers (our production and multi-brand)
- Filtration systems
- Irrigation accessories
- Pump and sprinkler repair
- Vertical pump installation
- Agricultural machinery maintenance


CONSTRUCTION - CIVIL PROTECTION


- Self-priming motor pumps for dirty water and solids
- Generator sets
- Firefighting booster sets
- Light towers
- Emergency response machines
- Combined units (for dual use)
- Outfitting of trailer carts
- Emergency accessories


All machines are supplied with the corresponding technical documentation, user and maintenance manual, and comply with EU directives.




RAW JOINTS

SPHERICAL JOINT WITH GASKET	
50	01131
60	01132
80	01133
100	01134
120	01135
150	01136

RAW SPHERICAL JOINT WITH 2 HANDLES AND 3 CLAMPS	
50	01164
60	01137
80	01138
100	01139
120	01140
150	01141


COUNTERSPHERE	
50	01142
60	01143
80	01144
100	01145
120	01146
150	01147

RAW COUNTERSPHERE WITH 2 HANDLES AND 3 CLAMPS	
50	01148
60	01149
80	01150
100	01151
120	01152
150	01153


RAW SPHERE WITH RING	
50	01154
60	01155
80	01156
100	01157
120	01158
150	01159


RUBBER GASKET	
50	01839
60	01840
80	01841
100	01842
120	01843
150	01844


RAW JOINTS


WELD-ON SPHERE BRANCH	
60	01160
80	01161
100	01162
120	01163

BENDS


90° HOSE ELBOW WITH MALE SPHERE - GALVANISED	
60	01499
80	01500
100	01501
120	01502
150	01503


90° HOSE ELBOW WITH FEMALE SEMI-SPHERICAL JOINT - GALVANISED	
60	01504
80	01505
100	01506
120	01507
150	01508

90° ELBOW MALE AND FEMALE WITH TWO CLAMPS - GALVANISED	
50	01509
60	01510
80	01511
100	01512
120	01513
150	01514


90° ELBOW MALE AND FEMALE WITH THREE CLAMPS - GALVANISED	
50	01515
60	01516
80	01517
100	01518
120	01519
150	01520


BENDS


45° ELBOW MALE AND FEMALE WITH TWO CLAMPS - GALVANISED	
50	01521
60	01522
80	01523
100	01524
120	01525
150	01526


45° ELBOW MALE AND FEMALE WITH THREE CLAMPS - GALVANISED	
50	01527
60	01528
80	01529
100	01530
120	01531
150	01532

GOOSENECK


GOOSENECK WITH FEMALE SPHERICAL JOINT FERRARI WITH 3 CLAMPS AND FEMALE QUICK COUPLING WITH CUP - GALVANISED	
60	01663
80	01664
100	01665
120	01666
150	01667


GALVANISED SPHERICAL GOOSENECK	
60	01671
80	01672
100	01673
120	01674
150	01675


GALVANISED SPHERICAL GOOSENECK WITH FEMALE SPHERICAL JOINT FERRARI WITH 3 CLAMPS AND FEMALE QUICK COUPLING WITH CUP - LONG SERIES	
100	01668
120	01669
150	01670


GALVANISED SPHERICAL GOOSENECK LONG SERIES FOR FIRE PUMP	
100	01676
120	01677
150	01678


FOOT VALVE

FOOT VALVE WITH MALE SPHERICAL CONNECTION - GALVANISED		
60	01216	
80	01217	
100	01218	
120	01219	
150	01220	


FOOT VALVE WITH FEMALE SEMI-SPHERICAL JOINT		
60	01221	
80	01222	
100	01223	
120	01224	
150	01225	


FOOT VALVE WITH MALE SPHERICAL JOINT AND EXTENSION - GALVANISED			
L= 2MT	60	01231	
L= 2MT	80	01232	
L= 2MT	100	01233	
L= 2MT	120	01234	
L= 2MT	150	01235	
L= 3MT	60	01236	
L= 3MT	80	01237	
L= 3MT	100	01238	
L= 3MT	120	01239	
L= 3MT	150	01240	


FOOT VALVE WITH 45° ELBOW, EXTENSION TUBE AND MALE SPHERICAL JOINT			
L= 2MT	60	01679	
L= 2MT	80	01680	
L= 2MT	100	01241	
L= 2MT	120	01242	
L= 2MT	150	01243	
L= 2MT	150X120	01244	
L= 3MT	100	01245	
L= 3MT	120	01246	
L= 3MT	150	01247	
L= 3MT	150X120	01248	


FOOT VALVE WITH 45° ELBOW AND MALE SEMI-SPHERICAL JOINT - GALVANISED		
60	01226	
80	01227	
100	01228	
120	01229	
150	01230	

SLEEVES


SLEEVE WITH SPHERE - GALVANISED	
50	01249
60	01250
80	01251
100	01252
120	01253
150	01254
120X100	01255

FEMALE SLEEVE WITH 3 CLAMPS - GALVANISED	
60	01256
80	01257
100	01258
120	01259
150	01260
-	-
-	-


MALE SLEEVE WITH 3 FLANGES - GALVANISED	
50	01261
60	01262
80	01263
100	01264
120	01265
150	01266
120X100	01267

FEMALE SLEEVE - GALVANISED	
50	01268
60	01269
80	01270
100	01271
120	01272
150	01273
120X100	01274

THREADED SLEEVE WITH COUNTERSPHERE AND 3 CLAMPS - GALVANISED	
80X3"	01375
100X3"1/2	01376
100X4"	01377
120x3"	05918
120X3"1/2	01378
120X4"	01379
120X5"	05919
150X5"	01380
150X6"	01381
-	-



MALE SPHERICAL PE SLEEVE - GALVANISED	
40X60	01623
50X60	01624
63X60	01625
63X80	01626
75X60	01627
75X80	01628
90X80	01629
90X100	01630
110X100	01631
110X120	01632

SLEEVES


THREADED SLEEVE WITH SPHERE - GALVANISED	
50X1"	01333
50X1"1/4	01334
50X1"1/2	01335
50X2"	01336
60X1"	01337
60X1"1/4	01338
60X1"1/2	01339
60X2"	01340
60X2"1/2	01341
60X3"	01342
80x2" 1/2	05914
80X3" 1/2	01343
80X4"	01344
100X2"	01345
100X3"	01346
100X3" 1/2	01347
100X4"	01348
120X3"1/2	01349
120X4"	01350
120X5"	01351
150X5"	01352
150X6"	01353


THREADED SLEEVE - GALVANISED WITH FEMALE JOINT WITH 2 CLAMPS	
50X1"	01354
50X1"1/4	01355
50X1"1/2	01356
50X2"	01357
60X1"	01358
60X1"1/4	01359
60X1"1/2	01360
60X2"	01361
60X2"1/2	01362
60X3"	01363
80x2" 1/2	05916
80X3" 1/2	01364
80X4"	01365
100X2"	01366
100X3"	01367
100X3" 1/2	01368
100X4"	01369
120X3"1/2	01370
120X4"	01371
120X5"	01372
150X5"	01373
150X6"	01374


SLEEVES


THREADED SLEEVE WITH COUPLING AND MALE JOINT - GALVANISED		THREADED SLEEVE WITH FEMALE COUPLING AND FEMALE JOINT WITH 2 CLAMPS - GALVANISED	
50X1"	01382	50X1"	01403
50X1X"1/4	01383	50X1X"1/4	01404
50X1"1/2	01384	50X1"1/2	01405
50X2"	01385	50X2"	01406
60X1"	01386	60X1"	01407
60X1"1/4	01387	60X1"1/4	01408
60X1"1/2	01388	60X1"1/2	01409
60X2"	01389	60X2"	01410
60X2"1/2	01390	60X2"1/2	01411
60X3"	01391	60X3"	01412
80X3"1/2	01392	80X3"1/2	01413
80X4"	01393	80X4"	01414
100X2"	01394	100X2"	01415
100X3"	01395	100X3"	01416
100X3"1/2	01396	100X3"1/2	01417
100X4"	01397	100X4"	01418
120X3"1/2	01398	120X3"1/2	01419
120X4"	01399	120X4"	01420
120X5"	01400	120X5"	01421
150X5"	01401	150X5"	01422
150X6"	01402	150X6"	01423

FLANGED FITTINGS


FLANGED FITTING WITH FEMALE JOINT WITH 2 CLAMPS - COMPLETE	
DN 65X60	01289
DN 65X80	01290
DN 65X100	01291
DN 80X80	01292
DN 80X100	01293
DN 80X120	01294
DN 80X150	01295
DN 100X100	01296
DN 100X120	01297
DN 100X150	01298
DN 125X100	01299
DN 125X120	01300
DN 125X150	01301
DN 150X150	01302

FLANGED FITTING WITH FEMALE JOINT WITH 3 CLAMPS - COMPLETE	
DN 65X60	01303
DN 65X80	01304
DN 65X100	01305
DN 80X80	01306
DN 80X100	01307
DN 80X120	01308
DN 80X150	01309
DN 100X100	01310
DN 100X120	01311
DN 100X150	01312
DN 125X100	01313
DN 125X120	01314
DN 125X150	01315
DN 150X150	01316

FLANGED FITTING WITH GATE VALVE AND MALE JOINT - COMPLETE	
DN 65X2"X60	01317
DN 80X3"X80	01318
DN 80X4"X100	01319
DN 80X4"X120	01320
DN 100X4"X120	01321
DN 100X4"X150	01322
DN 125X5"X120	01323
DN 125X5"X150	01324

FLANGED FITTING WITH GATE VALVE AND FEMALE JOINT - COMPLETE	
DN 65X2"X60	01325
DN 80X3"X80	01326
DN 80X4"X100	01327
DN 80X4"X120	01328
DN 100X4"X120	01329
DN 100X4"X150	01330
DN 125X5"X120	01331
DN 125X5"X150	01332

FLANGED FITTINGS


FLANGED FITTING WITH MALE JOINT - COMPLETE	
DN 65X60	01275
DN 65X80	01276
DN 65X100	01277
DN 80X80	01278
DN 80X100	01279
DN 80X120	01280
DN 80X150	01281
DN 100X100	01282
DN 100X120	01283
DN 100X150	01284
DN 125X100	01285
DN 125X120	01286
DN 125X150	05934
DN 150X120	01287
DN 150X150	01288


FITTINGS


CROSS FITTING WITH TWO THREADS	
60X1"1/2X1"1/2X60	01451
60X2"X2"X60	01452
80X1"1/2X1"1/2X80	01453
80X2"X2"X80	01454
100X1"1/2X1"1/2X100	01455
100X2"X2"X100	01456
100X3"X3"X100	01457
120X3"X3"X120	01458
150X3"X3"X150	01459


"R" FITTING	
50	01533
60	01534
80	01535
100	01536
120	01537
150	01538
-	-
-	-
-	-


FITTINGS


"T" FITTING	
50	01539
60	01540
80	01541
100	01542
120	01543
150	01544

CROSS FITTING	
50	01545
60	01546
80	01547
100	01548
120	01549
150	01550


SPHERICAL REDUCER MALE AND FEMALE - GALVANIZED	
80 x 60	01554
100 x 60	01555
100 x 80	01556
120 x 60	01557
120 x 80	01558
120 x 100	01559
150 x 80	01560
150 x 100	01561
150 x 120	01562


SPHERICAL INCREASER MALE AND FEMALE - GALVANIZED	
60x80	01564
60 x 100	01565
60 x 120	01566
80 x 100	01567
80 x 120	01568
80 x 150	01569
100 x 120	01570
100 x 150	01571
120 x 150	01572


SPHERICAL "Y" FITTING M.F.M. - GALVANIZED	
100	01551
120	01552
150	01553
-	-
-	-


LINE REVERSER WITH FEMALE FERRARI JOINT AND FEMALE NEOROTO JOINT	
60	01587
80	01588
100	01589
120	01590
150	01591


FITTINGS


LINE GATE VALVE M-F	
50 x 1"1/2 x 50	01574
60 x 2" x 60	01575
80 x 3" x 80	01576
100 x 3"1/2 x 100	01577
100 x 4" x 100	01578
120 x 4" x 120	01579
120 x 5" x 120	01580
150 x 5" x 150	01581


LINE CHECK VALVE	
60X2"X60	01582
80X3"X80	01583
100X4"X100	01584
120X4"X120	01585
150X5"X150	01586
-	
-	
-	

FEMALE / FEMALE SWITCH	
120X120	01592
100X100	01593
150X150	01594

MALE / MALE SWITCH	
120X120	01595
150X150	01596
100X100	01597

FLANGED FITTING FOR SPRINKLER	
80	01701
100	01702
120	01703

THREADED FITTING FOR ROD	
80X2"	01704
100X3"	01705
120X3"	01706

JOINT FOR ROD	
48X1"1/2	01707

PLUGS

FEMALE PLUG WITH 2 HOOKS	
60	01598
80	01599
100	01600
120	01601
150	01602



FEMALE PLUG WITH 3 HOOKS	
100	01603
120	01604
150	01605
-	-
-	-



PLUG WITH M OR F THREAD LENGTH 50 MM	
100X3/4"	01708
120X3/4"	01709
150X3/4"	01710



LOCKABLE END PLUG FOR BRANCH	
80	01611
100	01612
120	01613




MALE PLUG	
48	01711
60	01606
80	01607
100	01608
120	01609
150	01610
-	-
-	-
-	-




SPRINKLER OUTLET EXTENSION WITH SPHERICAL FEMALE JOINT WITH TWO HOOKS		
L= 25 CM	60	01614
L= 25 CM	80	01615
L= 25 CM	100	01616
L=50 CM	60	01617
L=50 CM	80	01618
L=50 CM	100	01619
L=100 CM	60	01620
L=100 CM	80	01621
L=100 CM	100	01622




DERIVATIONS


FREE-STANDING VERTICAL DERIVATION WITH MALE OR FEMALE OUTLET	
60X60X60	01428
80X60X80	01429
80X80X80	01430
100X60X100	01431
100X80X100	01432
100X100X100	01433
120X120X120	01434
150X150X150	01435
120X100X120	01436
150X120X150	01437

FREE-STANDING VERTICAL DERIVATION F-F-M	
60X60X60	01438
80X60X80	01439
80X80X80	01440
100X60X100	01441
100X80X100	01442
100X100X100	01443
120X120X120	01444
150X150X150	01445
120X100X120	01446
150X120X150	01447

DERIVATION WELDED TO GALVANIZED PIPE	
60	01424
80	01425
100	01426
120	01427


FREE-STANDING VERTICAL DERIVATION WITH SOCKET OUTLET	
100X100X100	01448
120X100X120	01449
100X60X100	01450
-	-

DERIVATIONS

FREE-STANDING LATERAL DERIVATION WITH MALE THREADED FITTING	
50X1"X50	01460
60X1"X60	01461
60X1"1/2X60	01462
60X1"1/4X60	01463
60X2"X60	01464
80X1"X80	01465
80X1"1/2X80	01466
80X1"1/4X80	01467
80X2"X80	01468
80X3"X80	01469
100X1"X100	01470
100X1"1/2X100	01471
100X1"1/4X100	01472
100X2"X100	01473
100X3"X100	01474
100X3" 1/2X100	01475
100X4"X100	01476
120X2"X120	01477
120X3"X120	01478
120X3"1/2X120	01479
120X4"X120	01480
150X5"X150	01481

FREE-STANDING VERTICAL DERIVATION WITH THREAD	
50X1"X50	01482
60X1"1/4X60	01483
60X1"1/2X60	01484
60X2"X60	01485
80X1"X80	01486
80X1"1/4X80	01487
80X1"1/2X80	01488
80X2"X80	01489
100X1"X100	01490
100X1" 1/4X100	01491
100X1"1/2X100	01492
100X2"X100	01493
100X3"X100	01494
100X4"X100	01495
120X2"X120	01496
120X3"X120	01497
120X4"X120	01498
-	-
-	-
-	-
-	-
-	-

EXTENSIONS

PUMP - SPRINKLER EXTENSION		
L=20 CM	80X80	01712
L=20 CM	100X100	01713
L=20 CM	120X100	01714
L=20 CM	120X120	01715
L=40 CM	80X80	01716
L=40 CM	100X100	01717
L=40 CM	120X100	01718
L=60 CM	80X80	01719
L=60 CM	100X100	01720
L=60 CM	120X100	01721


THREADED EXTENSION FOR ROD H: 5.00 M	
100X1"1/4	01725
100X1"1/2	01726
120X1"1/4	01727
120X1"1/2	01728
-	-
-	-
-	-
-	-
-	-
-	-


FXF EXTENSION FOR ROD H: 5.00 M		
100X100	01722	
120X100	01723	
120X120	01724	


EXTENSION WITH COUPLING Ø48	
500 MM	01729
1000 MM	01730
1500 MM	01731

PILLARS AND HALF-COUPLING


PILLAR WITH THREE LEGS AND 1"1/2 COUPLING		
L=2,00 M	60	01738
L=2,00 M	80	01739
L=2,00 M	100	01740
L=2,5 M	60	01741
L=2,5 M	80	01742
L=2,5 M	100	01743
L=3,00 M	60	01744
L=3,00 M	80	01745
L=3,00 M	100	01746


HALF-COUPLING F. Ø48 WITH INTERNAL THREAD	
1"1/4	01747
1"1/2	01748
2"	01749
-	-
-	-
-	-
-	-
-	-
-	-

PILLAR WITH THREE LEGS AND 1"1/2 NIPPLE H. 1M	
60	01732
80	01733
100	01734

PILLAR WITH THREE LEGS AND 1"1/2 COUPLING H. 1 M	
60	01735
80	01736
100	01737

PILLARS


SPRINKLER SUPPORT PILLAR WITH 4 TELESCOPIC SUPPORT POINTS, CAP, AND SHUT-OFF GATE VALVE		
		
L= 1,00 M	80X80	01750
L= 1,00 M	100X80	01751
L= 1,00 M	100X100	01752
L= 1,00 M	120X120	01753
L= 2,00 M	80X80	01754
L= 2,00 M	100X80	01755
L= 2,00 M	100X100	01756
L= 3,00 M	80X80	01757
L= 3,00 M	100X80	01758
L= 3,00 M	100X100	01759

PILLAR WITH THREE LEGS, 12 1/2 NIPPLE, AND SHUT-OFF GATE VALVE		
		
L= 1,00 M	80X80	01770
L= 1,00 M	100X80	01771
L= 1,00 M	100X100	01772
L= 1,00 M	120X120	01773
L= 2,00 M	80X80	01774
L= 2,00 M	100X80	01775
L= 2,00 M	100X100	01776
L= 3,00 M	80X80	01777
L= 3,00 M	100X80	01778
L= 3,00 M	100X100	01779


PILLAR WITH THREE LEGS, 12 1/2 NIPPLE, AND SHUT-OFF VALVE	
60	01760
80	01761
100	01762


PILLAR WITH THREE LEGS, 1"1/2 COUPLING, AND SHUT-OFF VALVE	
60	01763
80	01764
100	01765

PILLARS


<p>GARDEN PILLAR WITH FIXED SUPPORT POINTS</p>	
<p>1/2"</p>	<p>01766</p>
<p>3/4"</p>	<p>01767</p>
<p>1"</p>	<p>01768</p>
<p>1"1/4</p>	<p>01769</p>


GALVANIZED PIPES

COMPLETE PIPE WITH GASKET AND SPHERICAL JOINT 2 HOOKS - GALVANIZED		
L=6,00 M	50	01165
L=6,00 M	60	01166
L=6,00 M	80	01167
L=6,00 M	100	01168
L=6,00 M	120	01169
L=6,00 M	150	01170
L=5,00 M	50	01171
L=5,00 M	60	01172
L=5,00 M	80	01173
L=5,00 M	100	01174
L=5,00 M	120	01175
L=5,00 M	150	01176
L=4,00 M	50	01177
L=4,00 M	60	01178
L=4,00 M	80	01179
L=4,00 M	100	01180
L=4,00 M	120	01181
L=4,00 M	150	01182


COMPLETE PIPE WITH GASKET AND SPHERICAL JOINT 2 HOOKS - GALVANIZED		
L=3,00 M	60	01183
L=3,00 M	80	01184
L=3,00 M	100	01185
L=3,00 M	120	01186
L=3,00 M	150	01187
L=2,00 M	60	01188
L=2,00 M	80	01189
L=2,00 M	100	01190
L=2,00 M	120	01191
L=2,00 M	150	01192
L=1,00 M	60	01193
L=1,00 M	80	01194
L=1,00 M	100	01195
L=1,00 M	120	01196
L=1,00 M	150	01197
-	-	-
-	-	-
-	-	-

GALVANIZED PIPES, RUBBER PN 10

GALVANIZED STEEL PIPE WITH SPHERICAL JOINT AND 3 HOOKS		
		
L=6,00 M	100	01198
L=6,00 M	120	01199
L=6,00 M	150	01200
L=5,00 M	100	01201
L=5,00 M	120	01202
L=5,00 M	150	01203
L=4,00 M	100	01204
L=4,00 M	120	01205
L=4,00 M	150	01206
L=3,00 M	100	01207
L=3,00 M	120	01208
L=3,00 M	150	01209
L=2,00 M	100	01210
L=2,00 M	120	01211
L=2,00 M	150	01212
L=1,00 M	100	01213
L=1,00 M	120	01214
L=1,00 M	150	01215

PN 10 RUBBER SUCTION HOSE WITH SPHERICAL JOINTS F/F AND 2 HOOKS		
		
L=2,00 M	60	01780
L=2,00 M	80	01781
L=2,00 M	100	01782
L=2,00 M	120	01783
L=2,00 M	150	01784
L=3,00 M	60	01785
L=3,00 M	80	01786
L=3,00 M	100	01787
L=3,00 M	120	01788
L=3,00 M	150	01789
-	-	-
-	-	-
-	-	-
-	-	-
-	-	-
-	-	-
-	-	-
-	-	-
-	-	-

PN 10 RUBBER PIPES

PN 10 RUBBER SUCTION HOSE WITH SPHERICAL JOINTS F/F AND 3 HOOKS			PN 10 RUBBER SUCTION HOSE WITH SPHERICAL JOINTS M/F		
L=2,00 M	60	01845			
L=2,00 M	80	01846			
L=2,00 M	100	01847			
L=2,00 M	120	01848			
L=2,00 M	150	01849			
L=3,00 M	60	01850			
L=3,00 M	80	01851			
L=3,00 M	100	01852			
L=3,00 M	120	01853			
L=3,00 M	150	01854			
L=2,00 M	60	01790			
L=2,00 M	80	01791			
L=2,00 M	100	01792			
L=2,00 M	120	01793			
L=2,00 M	150	01794			
L=3,00 M	60	01795			
L=3,00 M	80	01796			
L=3,00 M	100	01797			
L=3,00 M	120	01798			
L=3,00 M	150	01799			

PVC PIPES FOR SUCTION



PVC SUCTION PIPE WITH SPHERICAL JOINTS F/F		
L=2,00 M	60	01800
L=2,00 M	80	01801
L=2,00 M	100	01802
L=2,00 M	120	01803
L=2,00 M	150	01804
L=3,00 M	60	01805
L=3,00 M	80	01806
L=3,00 M	100	01807
L=3,00 M	120	01808
L=3,00 M	150	01809




PVC SUCTION PIPE WITH SPHERICAL JOINTS M/F		
L=2,00 M	60	01810
L=2,00 M	80	01811
L=2,00 M	100	01812
L=2,00 M	120	01813
L=2,00 M	150	01814
L=3,00 M	60	01815
L=3,00 M	80	01816
L=3,00 M	100	01817
L=3,00 M	120	01818
L=3,00 M	150	01819

PVC SUCTION PIPE WITH SPHERICAL JOINTS M/F AND 3 HOOKS		
L=2,00 M	60	01681
L=2,00 M	80	01682
L=2,00 M	100	01683
L=2,00 M	120	01684
L=2,00 M	150	01685
L=3,00 M	60	01686
L=3,00 M	80	01687
L=3,00 M	100	01688
L=3,00 M	120	01689
L=3,00 M	150	01690

PVC SUCTION PIPE WITH SPHERICAL JOINTS F/F AND 3 HOOKS		
L=2,00 M	60	01691
L=2,00 M	80	01692
L=2,00 M	100	01693
L=2,00 M	120	01694
L=2,00 M	150	01695
L=3,00 M	60	01696
L=3,00 M	80	01697
L=3,00 M	100	01698
L=3,00 M	120	01699
L=3,00 M	150	01700

20 BAR RUBBER DELIVERY HOSE

20 BAR DELIVERY HOSE COMPLETE WITH F-F JOINTS			20 BAR DELIVERY HOSE COMPLETE WITH M-F JOINTS		
					
L=5,00 M	60	05816	L=5,00 M	60	01869
L=5,00 M	80	01820	L=5,00 M	80	01870
L=5,00 M	100	01821	L=5,00 M	100	01871
L=5,00 M	120	01822	L=5,00 M	120	01872
L=5,00 M	150	01823	L=5,00 M	150	01873
L=4,00 M	60	01824	L=4,00 M	60	01864
L=4,00 M	80	01825	L=4,00 M	80	01865
L=4,00 M	100	01826	L=4,00 M	100	01866
L=4,00 M	120	01827	L=4,00 M	120	01867
L=4,00 M	150	01828	L=4,00 M	150	01868
L=3,00 M	60	01829	L=3,00 M	60	01859
L=3,00 M	80	01830	L=3,00 M	80	01860
L=3,00 M	100	01831	L=3,00 M	100	01861
L=3,00 M	120	01832	L=3,00 M	120	01862
L=3,00 M	150	01833	L=3,00 M	150	01863
L=2,00 M	60	01834	L=2,00 M	60	01874
L=2,00 M	80	01835	L=2,00 M	80	01855
L=2,00 M	100	01836	L=2,00 M	100	01856
L=2,00 M	120	01837	L=2,00 M	120	01857
L=2,00 M	150	01838	L=2,00 M	150	01858

OROFLEX PIPE

OROFLEX 10 PIPE



L= 25,00 M	80	05405
L= 25,00 M	100	05408
L= 25,00 M	120	05411
L= 25,00 M	150	05414
L= 25,00 M	200	05417
L= 50,00 M	80	05406
L= 50,00 M	100	05409
L= 50,00 M	120	05412
L= 50,00 M	150	05415
L= 50,00 M	200	05418
L= 100,00 M	80	05407
L= 100,00 M	100	05410
L= 100,00 M	120	05413
L= 100,00 M	150	05416
L= 100,00 M	200	05419

OROFLEX 10 PIPE WITH MALE AND FEMALE JOINT - ANFOR



L= 25,00 M	80	04807
L= 25,00 M	100	04810
L= 25,00 M	120	04813
L= 25,00 M	150	04816
L= 25,00 M	200	04819
L= 50,00 M	80	04808
L= 50,00 M	100	04811
L= 50,00 M	120	04814
L= 50,00 M	150	04817
L= 50,00 M	200	04820
L= 100,00 M	80	04809
L= 100,00 M	100	04812
L= 100,00 M	120	04815
L= 100,00 M	150	04818
L= 100,00 M	200	04821

OROFLEX PIPE

OROFLEX 20 PIPE			OROFLEX 20 PIPE WITH MALE AND FEMALE JOINT - ANFOR		
					
L= 25,00 M	100	05420	L= 25,00 M	100	04822
L= 25,00 M	120	05423	L= 25,00 M	120	04825
L= 25,00 M	150	05426	L= 25,00 M	150	04828
L= 50,00 M	100	05421	L= 50,00 M	100	04823
L= 50,00 M	120	05424	L= 50,00 M	120	04826
L= 50,00 M	150	05427	L= 50,00 M	150	04829
L= 100,00 M	100	05422	L= 100,00 M	100	04824
L= 100,00 M	120	05425	L= 100,00 M	120	04827
L= 100,00 M	150	05428	L= 100,00 M	150	04830

OROFLEX PIPE

OROFLEX DRAG PIPE			OROFLEX DRAG PIPE WITH MALE AND FEMALE JOINT - ANFOR		
					
L= 25,00 M	100	05323	L= 25,00 M	100	04831
L= 25,00 M	120	05326	L= 25,00 M	120	04834
L= 25,00 M	150	05329	L= 25,00 M	150	04837
L= 50,00 M	100	05324	L= 50,00 M	100	04832
L= 50,00 M	120	05327	L= 50,00 M	120	04835
L= 50,00 M	150	05330	L= 50,00 M	150	04838
L= 100,00 M	100	05325	L= 100,00 M	100	04833
L= 100,00 M	120	05328	L= 100,00 M	120	04836
L= 100,00 M	150	05331	L= 100,00 M	150	04839

SUNNY HOSE PIPE

SUNNY HOSE PIPE



L= 5,00 M	60	05821
L= 5,00 M	80	05825
L= 5,00 M	100	05829
L= 5,00 M	120	05833
L= 5,00 M	150	05837
L= 5,00 M	200	05841
L= 10,00 M	60	05822
L= 10,00 M	80	05826
L= 10,00 M	100	05830
L= 10,00 M	120	05834
L= 10,00 M	150	05838
L= 10,00 M	200	05842
L= 15,00 M	60	05823
L= 15,00 M	80	05827
L= 15,00 M	100	05831
L= 15,00 M	120	05835
L= 15,00 M	150	05839
L= 15,00 M	200	05843
L= 20,00 M	60	05824
L= 20,00 M	80	05828
L= 20,00 M	100	05832
L= 20,00 M	120	05836
L= 20,00 M	150	05840
L= 20,00 M	200	05844



WWW.MECCANICACREMONINI.IT



ASSISTANCE +39 351-7504418



YOUR OPINION COUNTS! SCAN AND
LEAVE US A REVIEW



Headquarter : Via Cadè, 14
46037 Cadè di Roncoferraro (MN) - ITALIA
Tel. +39 0376229122